



Volume 21 – 10

www.FlyingClub1.org

October 2021



The Privileged View

Steve Beste, President

Food. The barbecued brisket was the best I've ever had. I dream of it still, though it's been six years. And the side dishes? Oh, my. I want to leave this computer and go get some right now.

I found this deliciousness at Jim Thrush's barbecue restaurant in Burlington, WV. I think of it as an airport restaurant because it's next to Jim's private grass airfield where he keeps an immaculate Taylorcraft. Peter Richter and I were touring West Virginia airfields and dropped in for a lunch I haven't forgotten.



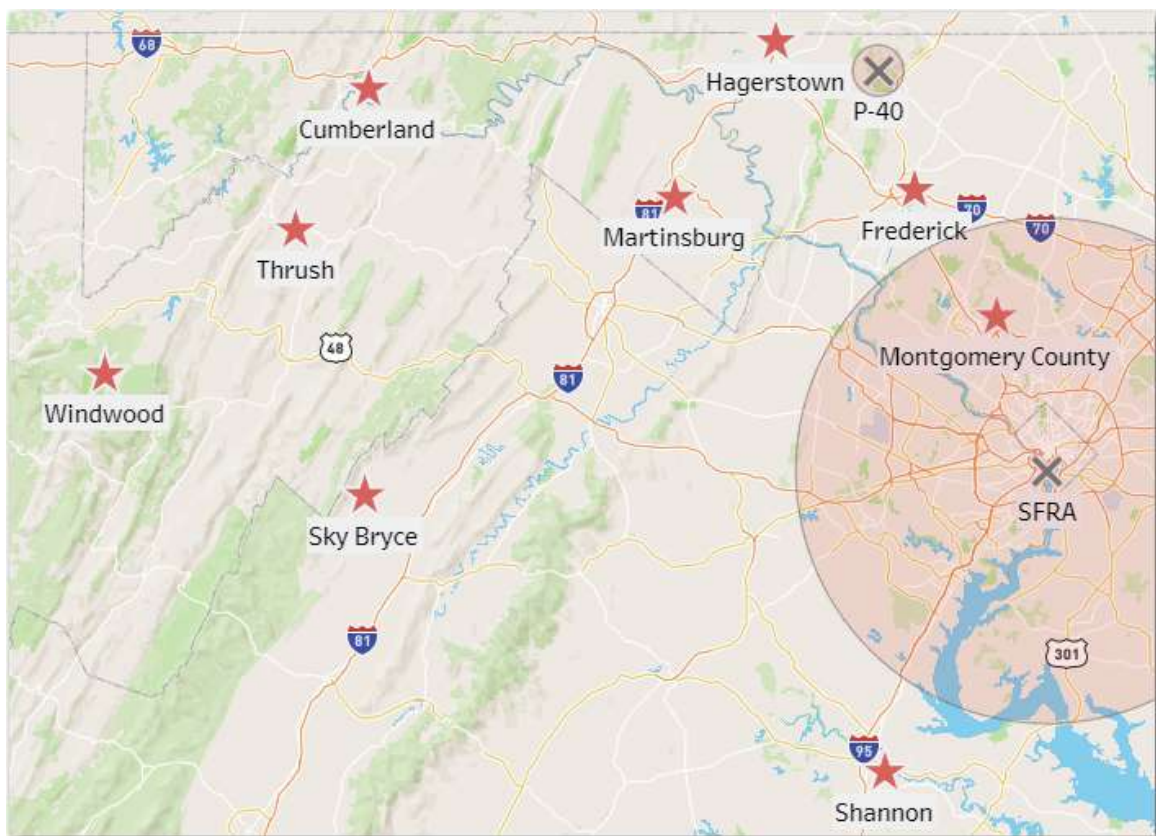
Approach to Jim Thrush's curving field looking west. His restaurant is at the left of the road near the end of the field.



Jim Thrush at the counter in his restaurant

Alas, he's open only seasonally, and this year closed on August 11th because of COVID. But don't let that stop you come next spring. He'll be open and you'll be hungry. Call ahead. Jim's phone is 304-289-3693.

OK, but where is it, exactly? At Lucy Ooi's urging, I created a map on the club website of airfields that have restaurants. The \$100 hamburger is alive and well, it seems.



To see it:

Step 1: Go to the Flying Club 1 website, FlyingClub1.org.

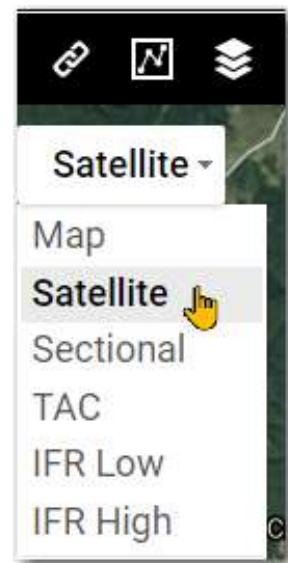
Step 2: Click **Airfields with restaurants** on the sidebar.



Step 3: Click on an airport. That brings up a panel like this:



Step 4: If you click further, on **See in Satellite view in iFlight Planner**, you'll get the satellite view. But iFlightPlanner lets you switch between Map, Satellite, Sectional, and Terminal Area Chart views, via a dropdown in the top right corner like this →



The screen shot above shows nine restaurants. But the actual map shows ten more, especially on the Eastern Shore and in Tidewater. With all of these places, you should call before you go, as their hours may have changed, especially during COVID.

“Well,” you may say, “this is all fine for Lucy. She flies an Aeronca Champ. She goes a lot faster than I do. And she doesn’t get bounced around as much in the lunchtime thermals as I do.

Maybe *she* wants to be in Cumberland at noon looking at a 90-minute mid-day return flight over the mountains. But *I* sure don't."

Not to worry. There will always be cloudy low-wind days like the day that took me to Jim Thrush's place. If range is an issue for you, settle for flying to the Robin's Nest Café at Shannon. Or to the Copper Kettle at Sky Bryce. Buy gas at Shannon or Luray.



Art Felt, Peter Richter, Steve Beste, and Scott Williams at the July, 2015 Club 1 meeting that was held at the Robin's Nest Café at Shannon



Sky Bryce during the ski season showing the walk from the ramp to the Copper Kettle. It's not far.



Sky Bryce looking southwest. It's down in a hole. On a windy day there will be rotors down in there. So go on a calm day.

The main takeaway here is that you don't have to be eating the same food day after day – or flying around the same patch day after day. You can break out of both ruts by flying to one of these airport restaurants. And since we don't fly big iron, it won't be a \$100 hamburger. It'll be a \$30 hamburger. All the more delicious for that.

Fly safely,
Steve



This Month's Fly-In Destinations

To encourage all of us to get in the air more, the following is a list of fly-ins I found within (about) 100 NM of the Warrenton Airpark which are occurring in the next month. Sources are: The [EAA Calendar of Events](#), www.flyins.com, www.socialflight.com and the [Virginia Department of Aviation Calendar of Events](#).

While restrictions due to COVID-19 are loosening in Virginia, the following events still have the potential to be canceled, and it is recommended to check in with the hosting organization.

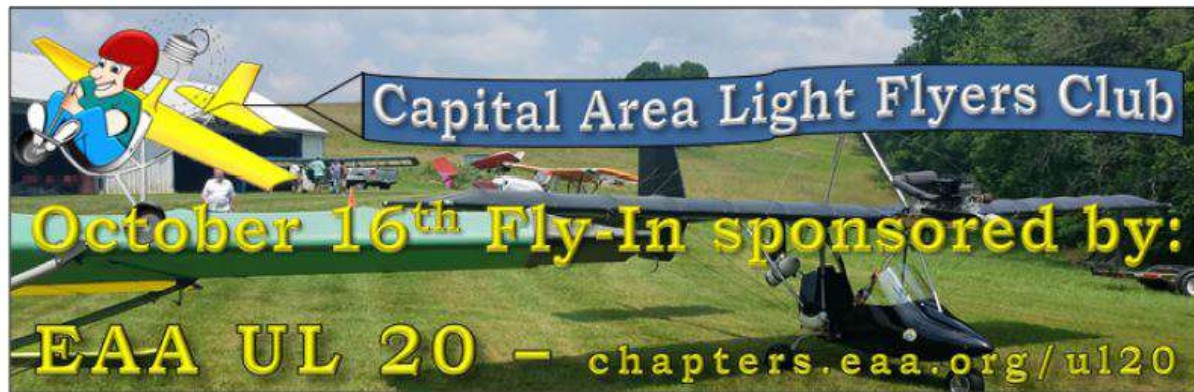
Date	Event Description	Location	Distance from 7VG0
Sat, Oct 9 / 9AM-3PM	Culpeper Air Fest	Culpeper Regional Airport (KCJR)	8.5 NM
Sat, Oct 9 / 8-10:30AM	2nd Saturday Pancake Fly-In	Williamsburg-Jamestown Airport (KJGG)	99 NM
Sat, Oct 9 / 8-10:30AM	EAA 518 Fly-in Drive-in Breakfast	Mifflin County Airport (KRVL)	121 NM
Sat, Oct 16 / 8AM-4PM	EAA 36 Poker Run – email for details	Hagerstown Regional Airport (KHGR)	63 NM
Sat, Oct 16 / 8AM-12PM	CALF Pancake Breakfast Fly-in	Keymar Airpark (MD42)	63 NM
Sat, Oct 16 / 10AM-2PM	Bearhawk and friends fly-in	Barrows Airport (VA04)	123 NM
Sat, Oct 16 / 11AM-5PM	Annual Fall Fly-in Pig Out	Benton Airport (PA40)	166 NM
Sun, Oct 17 / 4PM	Run the Runway 5K	Shenandoah Valley Regional Airport (KSHD)	57 NM
Sat, Oct 30 / 10AM-4PM	Annual Harvest Festival Fly-in	Shannon Airport (KEZF)	28 NM
Sat, Oct 30 / 9AM-2PM	Young Eagles Rally and Open House	Danville Regional Airport (KDAN)	145 NM
Sun, Oct 31 / 8AM-12:30PM	EAA Chapter 426 Fly-in/Drive-in Breakfast	Greater Cumberland Regional Airport (KCBE)	73 NM
Sat, Nov 13 / 8-10:30AM	2nd Saturday Pancake Fly-In	Williamsburg-Jamestown Airport (KJGG)	99 NM

Date	Event Description	Location	Distance from 7VG0
Sat, Nov 13 / 8-10:30AM	EAA 518 Fly-in Drive-in Breakfast	Mifflin County Airport (KRVL)	121 NM

There are several great local flying destinations with restaurants on or near the airport. Did I miss some? Let me know!

- Shannon Airport (KEZF) - On the field: Robin's Nest Cafe (closed Sundays), Walkable: Wawa, Perfect Pollo
- Sky Bryce Airport (VG18) - Across the street at the ski slope: Copper Kettle (closed Mon/Tue)
- Cumberland Airport (KCBE) - On the field: Hummingbird Cafe (closed Mondays)
- Richmond Exec Chesterfield (KFCI) - On the field: Kings Korner (closed Saturdays)
- Eastern West Virginia Regional Airport (KMVB) (towered) - On the field: Crosswinds Cafe (closed Sundays)
- Hagerstown Regional Airport (KHGR) (towered) - On the field: The Grille at Runways
- Front Royal-Warren County Airport (KFRR) - 20 minute walk: 619 Market
- Williamsburg-Jamestown Airport (KJGG) - On the field: Charly's

Also, see the NEW map created by our very own Club President, Steve Beste on the [Flying Club 1 website!](#)



Capital Area Light Flyers is delighted to announce its **Pancake Breakfast** October Fly-In at Dennis Young's Keymar Airport, a delightful and scenic **1,950ft** grass strip in the beautiful Maryland countryside. This is our sixth and final Fly-In for 2021. I hope that you will join us to celebrate a very successful summer season,

Location: Keymar Airport [MD42] Details at <https://skyvector.com/airport/MD42/Keymar-Airpark-Airport>

Date: Saturday, October 16th, 2021, No rain date,

Time: From **8 am** until **12 noon**. You are welcome to stay longer, if you'd like.

Food: **Pancakes, sausage, and coffee**. Soft drinks available. No need to bring any other food. Donations welcome to defray costs,

Contact: If you have any questions, please call CALF President – **Ted Forman** at **43-821-9192**

If you are driving in: The street address is **1585 Francis Scott Key Highway, Keymar, MD 21757**. See picture below for event layout. The best way to find it is to use Google Maps at the following link,

[https://www.google.com/maps/place/1585+Francis+Scott+Key+Hwy,+Keymar,+MD+21757/@39.6189306,-77.2320743,603m/data=!3m1!1e3!4m5!3m4!1s0x89c9b56d9839f257:0x2b0b98c870c2567e!8m2!3d39.6193934!4d-](https://www.google.com/maps/place/1585+Francis+Scott+Key+Hwy,+Keymar,+MD+21757/@39.6189306,-77.2320743,603m/data=!3m1!1e3!4m5!3m4!1s0x89c9b56d9839f257:0x2b0b98c870c2567e!8m2!3d39.6193934!4d-77.2276272)

[77.2276272](https://www.google.com/maps/place/1585+Francis+Scott+Key+Hwy,+Keymar,+MD+21757/@39.6189306,-77.2320743,603m/data=!3m1!1e3!4m5!3m4!1s0x89c9b56d9839f257:0x2b0b98c870c2567e!8m2!3d39.6193934!4d-77.2276272)

If you are flying in: Note that Keymar is only **one nautical mile East of R4009** for Camp David!

- Use CTAF 122,900 to announce yourself in the pattern,
- Keep all aircraft traffic **East** of Keymar,
- Note that runway 05 is a **right-hand** pattern to keep on the **East** of Keymar.

Fixed Wing Pilots:

Use CTAF 122.900 to announce yourself in the pattern.

Keymar is only 1NM East of R4009 (Camp David).

Watch for PPG & Trike activity around field.

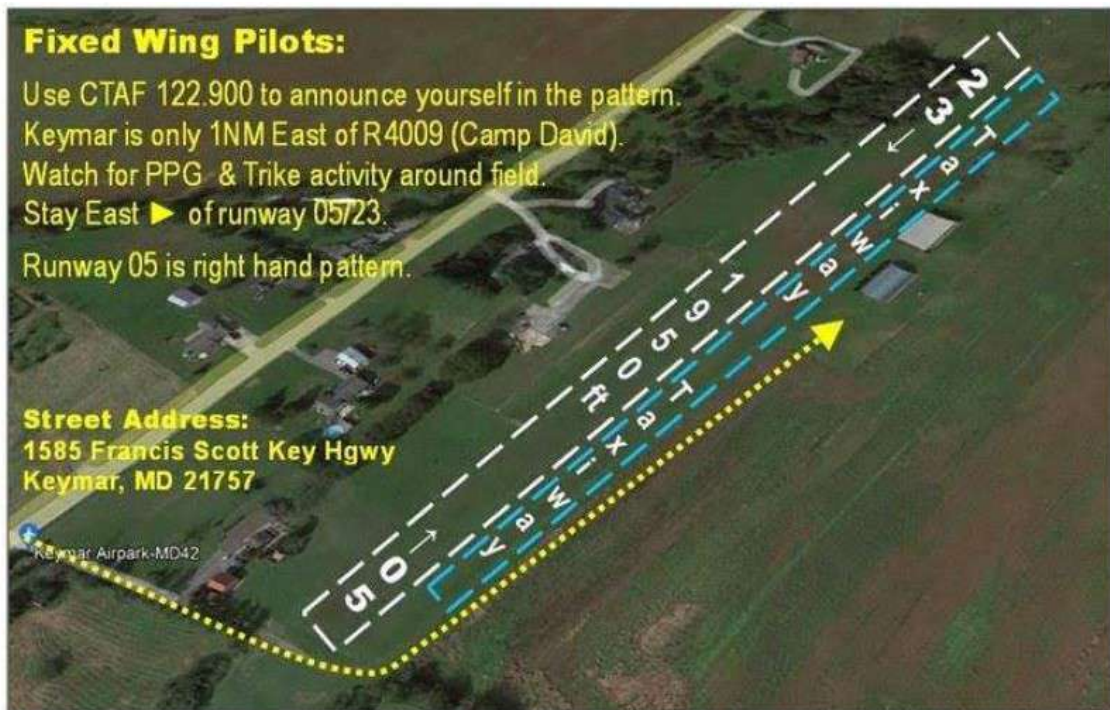
Stay East ► of runway 05/23.

Runway 05 is right hand pattern.

Street Address:

**1585 Francis Scott Key Hgwy
Keymar, MD 21757**

Keymar Airport-MD42





MARK YOUR CALENDAR!

October 30, 2021
10am-4pm
(rain day October 31)



**ANNUAL HARVEST FESTIVAL
FLY-IN AT SHANNON AIRPORT**



3380 Shannon Airport Circle
Fredericksburg, VA 22408

**TRICK-OR-TREAT AVIATION STYLE
CANDY DROP FOOD & FLYING FUN**

For questions and vendor inquiries,
email info@shannonezf.com

more information will be posted at a later date


all profits will go to the Shannon Air
Museum, a registered 501(c)(3)
nonprofit



E.A.A. Chapter 426

Greater Cumberland Regional Airport-CBE

AWOS
128.62



Unicom
122.8

Fly-In / Drive-In Breakfast

Sunday, March 28th, April 25th, May 30th, June 27th, July 25th, August 29th, September 26th & October 31st.

8:00 am until 12:30 pm

Welcome to our Fly-In / Drive-In Breakfast

Due to current conditions, we will be serving our customers instead of buffet style at this time. We will be offering only Eggs, Sausage and Pancakes at a reduced rate of \$6.00 for eat in OR take out.

All State laws and guide lines will be followed for your safety which will include mandatory masks entering and exiting the building with limited seating for social distancing. There will also be unregulated seating outdoors, weather permitting.

For more information contact Katie Kight @ 301-268-2624

Check us out on Facebook

www.facebook.com/eaachapter426

From Our Members

Congratulations to Jim Heidish for identifying last month's quiz location! He writes: "It's historical Harpers Ferry. Image looking East down the Potomac River."

This month's picture was taken by Mark Barron. Can anyone identify the airport?



Know the answer or have a picture for the guessing game? Email me at ooi.lucy@gmail.com.

Scouts Merit Badge

By JJ Campbell

On Saturday September 18 I went to Chesapeake Sport Pilot at Bay Bridge Airport (W29) as a volunteer for their Scouts of America Aviation Merit Badge Event. I was supposed to arrive very early and use my plane to demonstrate pre-flight inspections and later in the day take some kids for demo rides. Sadly, the ceiling was way too low for me to fly there so I drove. I did the pre-flight show-and-tell using N15HV the Tecnam Eaglet I did most of my primary training in as well as my check ride.

The after lunch flying portion was delayed for about an hour until the ceiling lifted enough for the volunteers go fly. I didn't get to fly since the Eaglet was assigned to another pilot, but nevertheless it was a fun and rewarding day!



Jasmine running the volunteer briefing



A variety of aircraft were on hand for the event



Various stations were set up to teach the scouts about different aspects of aviation



Event volunteers pose with an Aeronca Champ. The Champ was used in the afternoon to give rides to the scouts.



The scouts getting a briefing in the hangar



JJ walking scouts through pre-flight inspections



The Tecnam Eaglet JJ used to demonstrate pre-flight inspections

A Project: Wheels for the Grill

By Steve Beste

Are you looking for a small project? How about taking on this one for the club?

Problem. Every meeting, we haul our grill from Jim Heidish's hangar up to the cedar grove. This is harder to do than it should be because the wheels are small and the terrain rough.

Solution: Put big wheels on the grill. Like this:



Constraints.

1. **You mustn't raise the grill itself higher**, so you can't just replace the wheels.
2. **Wheel diameter.** The wheels can be up to 27½" in diameter. Maybe like [this](#) or [this](#).
4. **Axles.** The axles must attach to the grille's base frame. The frame at that point consists of a rectangular steel tube ¾" x 2¼" with very thin walls. The walls are too thin and the tubes too squeezable to let you just stick a bolt through the tube to serve as an axle. You probably need reinforcing plates with several bolts to spread out the load.
5. **No common axle.** You cannot mount both wheels on one axle rod that extends from one leg to the other. The space between the legs must remain open so that you can get the gas bottle in and out.

Interested? Let me know. Come up with a design and a budget, and we'll ask for membership approval at the next meeting. president@flyingclub1.org.



Meeting Minutes

September 2021

Flying Club One Meeting

Saturday, September 11, 2021

Warrenton Airpark

Warrenton, VA

Call to Order

President **Steve Beste** called our meeting to order at 11:10 AM.

27 members and visitors

Selling of 50-50 tickets

Visitors and New Members

Glider pilot, **Bob Beltz** stopped in looking for information about flying ultralights. **Heather Briggs** came to the meeting with husband **Fred**, but loves horses more than airplanes. PPG flyer **Jim Van Kirk** is flying from his farm in the beautiful mountain community of Fort Valley, VA.

Old Members

Jim Heidish said he did a touch and go at a very well manicured small grass strip just east of Bealeton, VA and close to the RR tracks. It turned out to be an RC field – NO full scale allowed! [Editor's note: this is Messick's]. **JJ Campbell** has some more of his flights featured in the September Club newsletter and also flew down to Norfolk, VA, having an easy time with the restricted airspace.

With this day, 9-11, being the 20th Anniversary of the surprise terror attack on the United States using commercial jet liners as weapons, some of the members told of their recollections of the tragic day, one that had and still has a big impact on flying.

Regular Reports

Secretary: **Jim Heidish** reported that the August minutes were published in the September Club newsletter and they were approved as published.

Treasurer: **Fabian Georges** reported that the August income was \$158.00, expenses were \$168.62 and check book balance is \$3217.77.

Membership Director: **Fabian Georges** reported that the membership is still growing. Be sure he has your correct and up-to-date email address.

President: **Steve Beste** - nothing to report, but we have some new business on Club By Laws and Incorporation. (See New Business, below)

Warrenton Airpark Owner: **Matt Christensen** was not at the meeting, but previous owner **Tom Richards** said that Matt is really cleaning up, getting rid of all the junk, trimming trees, and keeping all the grass mowed – a real make-over of the Airpark.

Also, many of the members that are not hangared at the **Warrenton Airpark**, but fly in and out all the time want the rules and regulations pertaining to flying into/out of the Airpark clearly stated so as not to be in violation.

President, Steve Beste said that he will work with the Airpark's new owner **Matt Christensen** to have the rules and regulations, plus any forms that need to be signed pertaining to pilots flying into and back out of the Airpark cleared up and hopefully have them published on the Club website.

Old Business

– None

New Business

We need to streamline some of our By Laws. They will be written and published for membership approval, but first need approval to do so by the members. Members present voted to go ahead with the re-write. Also, the Articles of Incorporation needed to be accepted by the members. Members present voted OK. The new documents will be published on our Club website.

Program

– None

50-50 Drawing

Winner **Sabin Zachariya**

Adjourn

President, Steve Beste adjourned the meeting at 11:50 AM.

Cook Out

Sean Roe and his wife **Crystal** grilled hamburgers with all the trimmings.

Submitted by **Jim Heidish**, *Secretary*

Service Providers

Recap our standing list of service providers:

- **PPG instructor and dealer:** Brian Goff, 703-963-7389
spin2329@gmail.com
<https://www.paraflightnc.com/>
- **Aircraft instructor - CFI:** Pete Bastien, 703-568-5778
- **Aircraft instructor - light sport and seaplane:** Chuck Tippet, 540-905-5091
- **Ultralight (Part 103) instruction:** Tom Richards' Grass Roots Flyers, 703-568-3607
- **Gyroplane Instructor:** Frank Noe, 443-253-7681
frankcanfly@yahoo.com
<http://www.gyromoj.com/>
- **Machinist:** Luther Taylor, 540-222-3927
- **Welder:** Luther Taylor, 540-222-3927
- **A&P mechanic/IA (not at Airpark):** JD Ingram, 513-388-6312
- **Light Sport Condition Inspections, Rotax Certified:** Tim Loehrke, 703-618-4005
- **A&P mechanic specializing in tube & fabric, based at CJR:** Air Klocker Aviation
(Abe Makely, Saverio Gambassi)
571-309-7023
airklockeraviation@gmail.com

For more information on instructors, see <http://www.flyingclub1.org/instructors/instructors.php>

Activities

Flying Club 1 Activities Schedule

Club meetings will be held on the second Saturday of every month. Warm weather meetings from April through October will be held at the Warrenton Airpark. Please see the schedule below for the location of other meetings and information on events. Changes in time or location will be posted in this newsletter and on the Club website.

Date	Activity	Location	Description
Saturday, October 9th, 11am	Fly-in, club meeting, and cookout	Outdoors at the Airpark	Club meeting, fly-in, and cookout at Warrenton Airpark
Saturday, October 23rd, 9am	Club 1 Color Run Fly-out	Meet at the Front Royal Airport for the run down to Luray	Club 1 Color Run Fly-out: Front Royal to Luray
Saturday, November 13th, 11am	Fly-in, club meeting, and cookout	Outdoors at the Airpark	Club meeting, fly-in, and cookout at Warrenton Airpark
Saturday, December 11th, 5pm-8pm	Holiday Party	Tom Richards' house at the Airpark	Monthly meeting and Holiday Party

Classifieds

Ads will be run twice and then dropped unless resubmitted, or renewed by telephone or e-mail. Please advise the editor: **Lucy Ooi** (Ooi.Lucy@gmail.com) when the ad is no longer needed.

NORTH WING NAVAJO FOR SALE – \$14,500



NorthWing Navajo two seat tandem. Rotax 582 blue head with C-gear box. Just over 300 total hours, zero hrs SMOH. Many upgrades, well maintained and always hangared. Radio, helmets, GPS, landing lights, wheel pants, hydraulic disc brakes, new tires, 3-blade IVO prop, 1050 lb. BRS parachute recovery system, 13.5 meter double surface wing. Selling for health reasons. Aircraft is currently located at Front Royal Airport KFRR, Front Royal, VA

Contact Steve Cherry, Owner

Telephone: (302) 682-7629 or (540) 622-6158

See additional pictures and information at:

<https://www.barnstormers.com/classified-1674105-North-Wing-Navajo.html>

FlyProducts Vertigo PPG Trike with Ozone Roadster 3 Wing For Sale

A virtually new (3.9 hours) **FlyProducts Vertigo** PPG Trike, **Ozone Roadster 3** Wing, and many safety accessories at a significant \$ discount to purchasing new. The Vertigo Trike / Ozone Roadster 3 Wing is one of the best flying and safety featured PPG trikes and wing combos available for beginners through advanced flyers.

Included:

- Trike features a strong welded backbone frame, with a roll bar cage to protect the pilot's upper torso and head; aircraft aluminum landing gear with shock-absorbing struts, pneumatic tires w/ disk brake; adjustable footrests length; a unique rear 'clam shell' protective propeller cage; and integrated wing lines guides and "A-line assists" to greatly simplify wing inflation at launch.
- Vitorazzi Moster 185 Plus Engine (clutch, pull start)
- Ozone 30Meter Roadster 3 Wing; and Ozone Angel Square 220 Reserve Chute (new, unused)
- Accessories (New unused): Vitorazzi Moster Engine Maintenance Kit; PowerFloat XL auto-activated flotation collar sized for trike and large pilot; 2 rechargeable battery strobe lights; and a custom (towing receiver hitch mount) aluminum trike carrier

Use this link to view the Vertigo Trike, Wing, and Accessories equipment summary, with further links to videos, photos, owner's manuals:

<https://1drv.ms/u/s!AiO2bKLlUq1i3A2qxa1Ux4mNOtCE?e=4dSmze>

Please contact me to arrange to see the platform (at Warrenton Air Park) and discuss your trike investment goals.

Patrick Tisdale
patrick.tisdalejr@gmail.com
202 997 3025



Owner/Builder of Fisher Celebrity (biplane)

Looking for a Co-Owner

All wood construction, Grove one-piece spring-aluminum main gear
Powered by Rotec R2800, 7-cylinder radial engine, 100 horsepower

A tandem 2-place open cockpit biplane, cruises ~80 MPH
Qualifies as light sport

Construction site & hangar, Warrenton Airpark (7VG0)
Project is ~80% complete

Project includes Grove Gear, Rotec R2800, Instruments, Flying Wires and all other major components. Total value ~\$35,000

A current co-owner is offering his half of this beautiful project
(Entire aircraft sale – may be considered)

Call for additional info or to make an appointment to see this beautiful Taildragger!

Gil Coshland - (703) 618-3422

Asking \$17,500 for his co-ownership

Jim T. Hill - (703) 659-8336 (Co-owner)

Membership Dues Policy

The period of membership is the calendar year: January through December.

Renewals can be sent in starting in October for the upcoming year. Members who have not paid their dues by the end of February will be dropped effective March 1 and will not receive the newsletter or the membership roster.

Dues are \$20 per year. But if more than one family member is active in the club, then a family membership covering both of them can be had for \$25. Please:

- Make your check out to **Flying Club 1**

- Mail it to **Fabian Georges**

P.O. Box 5322

Springfield, VA 22150

- Include a copy of the membership application that's attached at the end of this newsletter (and is available on the club [website](#)). That's our way of keeping your contact information up to date.

MEMBERSHIP APPLICATION



New/Renewal: ☐ New ☐ Renewal

Type of membership: ☐ Individual ☐ Family (when more than one member of the family is active in the club)

Name(s): _____

Name To Go On Your Name Tag: _____

Street or PO Box: _____

City: _____ State: _____ Zip: _____

Telephone, Home: _____ Cell: _____ Work: _____

Spouse's Name: _____

Emergency Contact: Name: _____ Phone: _____

E-mail Address: _____

Aircraft Liability Insurance through: _____

Aircraft make and model: _____ N-Number (if any): _____

Pilot rating(s): _____

Club Activities or Services for Which You Volunteer: _____

Information from this application will be included in the club's membership roster which is distributed only to members.

Instructions:

1. Fill out the above form.
2. Enclose a check made out to **"Flying Club 1"**.
3. Send the form and check (\$20 individual, \$25 family) to:

Fabian Georges, Treasurer
P.O. Box #5322
Springfield, VA 22150

Flying Club 1 General Information

The Flying Club 1 is a nonprofit, recreational club dedicated to the sport of ultralight and light sport aircraft flying.

2021 CLUB OFFICERS AND DIRECTORS

President: Steve Beste 703-321-9110

Vice President: Allen Whatley 571-235-6978

Secretary: Jim Heidish 703-524-5265

Treasurer: Fabian Georges 571-282-3698

Director At Large: Pete Bastien 703-568-5778

Director At Large: Tim Loehrke 703-318-7896

Director At Large: Lucy Ooi 585-410-5573

2021 CLUB VOLUNTEER STAFF

Safety & Training: Tom Richards 703-568-3607

Membership: Fabian Georges 571-282-3698

Club Artist: Jim Heidish 703-524-5265

Newsletter Editor: Lucy Ooi (“Wee”)

Ooi.Lucy@gmail.com

Web Master: Steve Beste,

president@flyingclub1.org

A club is only as good as the members who volunteer to support its activities. The following listed activities with the club require mem-

ber support in varying amounts. Please indicate on your membership application the function(s) (can be more than one) you will support as a Club member. All active Club members are expected to participate. However, members who live some distance away and cannot attend meetings regularly may prefer to support functions associated with Club weekend activities.

ANNUAL DUES (Jan 1-Dec 31) \$20.00. Family membership (typically husband and wife): \$25.00. A spouse who wishes to participate will please complete a membership application form.

CLUB WEB SITE: <http://flyingclub1.org>

MEETINGS are monthly, year-round. See the web site for dates and places.

THE NEWSLETTER: The newsletter is published by email on the first of every month.

SUBMITTING ITEMS FOR THE NEWSLETTER Members and non-members are encouraged to submit items for this newsletter. Send submissions to Lucy Ooi at Ooi.Lucy@gmail.com at least one week prior to the end of the month.

If you are interested in joining the U.S. Ultralight National Organization go to their website for membership information at: www.usua.org

Likewise, if you are interested in joining the U.S. Powered Paragliding Association, the National PPG Organization, go to their website for membership information at: www.usppa.org