



Volume 21 – 07

www.FlyingClub1.org

July 2021



The Privileged View

Steve Beste, President

Permission to fly at the Warrenton Airpark. Following a series of flying close calls in June, new Airpark owner Matt Christensen closed the field in July pending the creation of new procedures.

Those rules are now done and published. People wishing to fly at the Airpark will need to apply to Matt and receive his permission. He has already reached out to his tenants. For the rest of us, if you want to use the Airpark:

1. Go to the club website [here](#).
2. Click on **Warrenton Airpark Rules**.



3. Follow the instructions there. For now, you can apply with a simple email to Matt. When Matt completes his planned application form, I'll put that on the website.

You will particularly want to read the new [Airpark rules](#).

New parking areas. If you're *driving* to the Airpark, you'll also want to read the new rules. In particular, please park in the designated parking areas, no longer on the circle.



Tim Loehrke volunteers to be our cooking czar. When people first volunteer to cook for one of our meetings, they need someone to show them the ropes. Also, someone needs to keep track of our inventory of paper goods and drinks since these last from meeting to meeting. Those are the jobs of the cooking czar. (We need a better name. Suggestions?)


In years past, Jim Birnbaum handled the job. When Fabian Georges took over as Treasurer, he took on this job, too. But it really has nothing to do with being Treasurer. Now, Tim Loehrke has volunteered to take it on. Please thank him when you see him.



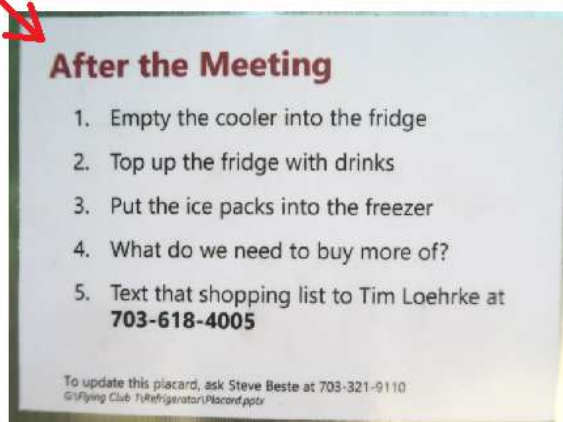
New process for drinks. To support Tim, we have a new system for supplying drinks at the meetings. It starts at the small refrigerator in Jim Heidish's hangar.

If you're setting up for a meeting:

1. Fill the cooler with the reusable ice packs and drinks from the fridge.
2. Take the cooler to the meeting. The cooler lives in the red wagon.



If you're cleaning up after a meeting:



If you arrive early for a meeting, please help with the setup. From Jim's hangar, we need to move the grill, the chairs, the drinks, and the banner. Please help put it all away again before you leave. Many hands make short work.

Fly safely,
Steve



This Month's Fly-In Destinations

To encourage all of us to get in the air more, the following is a list of fly-ins I found within (about) 100 NM of the Warrenton Airpark which are occurring in the next month. Sources are: The [EAA Calendar of Events](#), www.flyins.com, www.socialflight.com and the [Virginia Department of Aviation Calendar of Events](#).

While restrictions due to COVID-19 are loosening in Virginia, the following events still have the potential to be canceled, and it is recommended to check in with the hosting organization.

Date	Event Description	Location	Distance from 7VG0
Sat, Aug 14 / 11AM-7PM	Wings & Wheels Aviation and Automobile Showcase	Dinwiddie County Airport (KPTB)	89 NM
Sat, Aug 14 / 8-10:30AM	EAA 518 Fly-in Drive-in Breakfast	Mifflin County Airport (KRVL)	121 NM
Sat, Aug 21 / 10AM-3PM	Garrett County Wings and Wheels Fly-In	Garrett County Airport (2G4)	91 NM
Sat, Aug 21 / 8:30AM-2:30PM	Fly-in / Drive-in / Hike-in Breakfast and Lunch	Mid-State Airport (KPSB)	134 NM
Sun, Aug 22	Pie-In Fly-In: Lunch, pies, and Young Eagles flights	Louisa County Airport (KLKU)	40 NM
Sat, Aug 28 / 10AM-4PM	CALF (EAA UL 20) Fly-in Drive-in	Flying H Farms Airport (8MD5)	57 NM
Sat, Aug 28 / 8:30-11AM	Monthly Fly-in Breakfast	Chase City Municipal Airport (KCXE)	117 NM
Sat-Sun, Aug 28-29 / 9AM-3PM	Capital Wing CAF Warbird Showcase	Culpeper Regional Airport (KCJR)	8.5 NM
Sun, Aug 29 / 8AM - 12:30PM	EAA Chapter 426 Fly-in Drive-in Breakfast	Greater Cumberland Regional Airport (KCBE)	73 NM
Fri, Sep 3	Keller Bros Airport Camping and Fly-out to Smoketown	Keller Brothers Airport (08N)	126 NM
Sat, Sep 4	Smoketown Fly-In	Smoketown Airport (S37)	111 NM
Sat, Sep 11 / 8-10:30AM	EAA 518 Fly-in Drive-in Breakfast	Mifflin County Airport (KRVL)	121 NM
Sat, Sep 18	CALF (EAA UL 20) Fly-in	Shoestring Aviation Airfield (0P2)	87 NM

Date	Event Description	Location	Distance from 7VG0
Sat, Sun Sep 25, 26 / 8AM-12PM	Wings Wheels and Pancakes	Gettysburg Regional Airport (W05)	75 NM

There are several great local flying destinations. Did I miss some? Let me know!

- Shannon Airport (KEZF) - On the field: Robin's Nest Cafe (closed Sundays), Walkable: Wawa, Perfect Pollo
- Sky Bryce Airport (VG18) - Across the street at the ski slope: Copper Kettle (closed Mon/Tue)
- Cumberland Airport (KCBE) - On the field: Hummingbird Cafe (closed Mondays)
- Richmond Exec Chesterfield (KFCI) - On the field: Kings Korner (closed Saturdays)
- Eastern West Virginia Regional Airport (KMRB) (towered) - On the field: Crosswinds Cafe (closed Sundays)
- Hagerstown Regional Airport (KHGR) (towered) - On the field: The Grille at Runways



Capital Area Light Flyers Club and the Harrison Family of Flying H Farms Airport [8MD5] go *way* back to early Ultralight days! This continues with our August 28th Fly-In, Drive-In, cookout and camping extravaganza!

Location: Flying H Farms Airport [8MD5] <https://skyvector.com/airport/8MD5/Flying-H-Farm-Airport>

Date: Saturday, August 28th, 2021.

Time: On Saturday, from 10 am until 4 pm. Come early if you'd like. Eating starts around Noon.

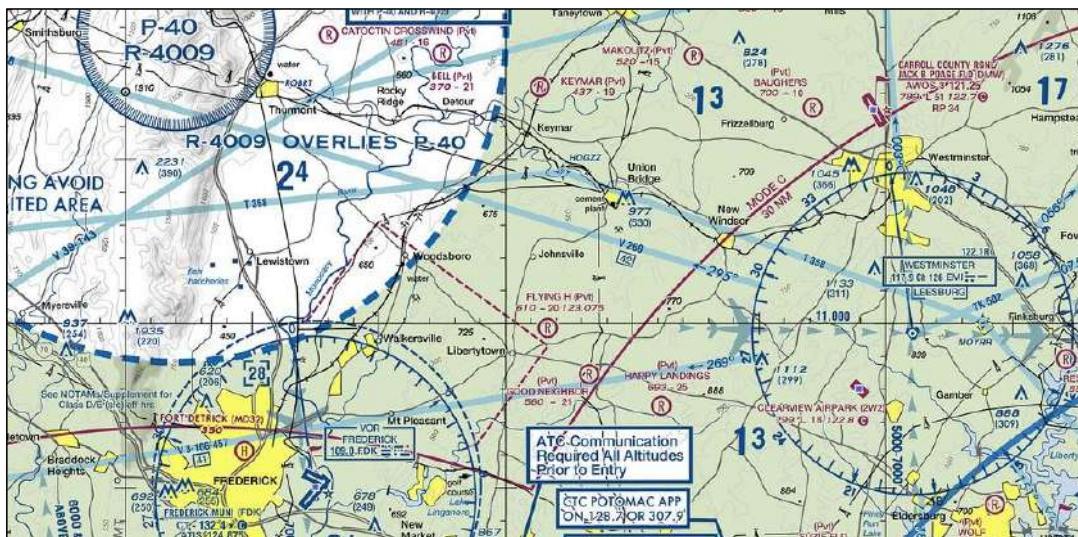
Food: *Saturday only.* Pot Luck, along with the usual Fly-In Burgers and Dogs. Soft drinks available. *Please* contribute a dish or side dish if you are driving in. Donations welcome to defray costs.

Camping: You can arrive Friday evening to camp or set up and fly your PPG, and stay through Sunday, if you'd like.


If you are driving in: The street address is 9608 Fountain School Road, Union Bridge, MD 21791. See layout on next page for event layout. The best way to find it is to use Google Maps at the following link.

<https://www.google.com/maps/dir/39.4979428,-77.2192605/@39.4978945,-77.2210277,321m/data=!3m1!1e3!4m2!4m1!3e0>

If you are flying in: **Do not buzz the horse barn marked on the layout!** It upsets the horses. Lookup all of the airport details on Skyvector at [this link](#) from Skyvector.com. Use CTAF 123.075 to announce yourself in the pattern and ask for preferred runway. Note proximity to Frederick Airport, [FDR], Mode C Veil, and Camp David R-4009 restricted airspace.



Flying H Farms Layout



E.A.A. Chapter 426

Greater Cumberland Regional Airport-CBE

AWOS
128.62



Unicom
122.8

Fly-In / Drive-In Breakfast

Sunday, March 28th, April 25th, May 30th, June 27th, July 25th, August 29th, September 26th & October 31st.

8:00 am until 12:30 pm

Welcome to our Fly-In / Drive-In Breakfast

Due to current conditions, we will be serving our customers instead of buffet style at this time. We will be offering only Eggs, Sausage and Pancakes at a reduced rate of \$6.00 for eat in OR take out.

All State laws and guide lines will be followed for your safety which will include mandatory masks entering and exiting the building with limited seating for social distancing. There will also be unregulated seating outdoors, weather permitting.

For more information contact Katie Kight @ 301-268-2624


Check us out on Facebook

www.facebook.com/eaachapter426

From Our Members

Congratulations to Jim Heidish for identifying last month's quiz location! He writes: "This is a shot of the little community less than a mile North, North East of Remington, between the new and old Rt 15. Image is looking East probably above new Rt 15. On Google satellite the cast shadow from the tall silo tower gives it away. Also, the railroad to the East and the big cross country power lines' path that runs along the south end of the community are also clues."

This month's is trickier because a) it is farther away from our "home base" and b) it is not a very good picture (because I took it). But can anyone identify these monuments I flew over last month? Hint: I came across this as I was venturing out for a \$100 (veggie) burger at an airport restaurant.



Know the answer or have a picture for the guessing game? Email me at ooi.lucy@gmail.com.

Chasing Leather

By JJ Campbell

I went to the Virginia Department of Aviation's headquarters at KRIC on Saturday, July 31, 2021 to claim my Virginia Aviation Ambassador Bronze (Hat & Pin) and Silver (Flight Bag) rewards. They also fitted me for my Gold reward – the most expensive leather jacket known to man. I hope to qualify for the jacket next summer.



JJ and co-pilot Jasmine with their Bronze and Silver Aviation Ambassador rewards

Along the way, I have explored many different airports in Virginia – many of them are fun and interesting fly-in destinations. Here is a selection of airports I have been to recently.

Army Transportation Museum near Newport News / Williamsburg International Airport – KPHF

If you are in search of that hard-to-get 5th museum stamp to meet the COVID substitute for the Aviation Passport required fly-in, this is the place to go! Fly to Newport News/Williamsburg (KPHF), a low-key and friendly Class D airport. Ask ground control to direct you to Rick's Aviation FBO (757-874-6415). Not the other FBO – they cater to charter travel and are priced accordingly. Rick's staff are great, landing fee is waived for fuel purchase with no minimum. But the most compelling reason is that they will let you use their club car to drive the 6 miles to Fort Eustis where the museum is located. Allow twenty minutes to get through base security.



Bay Bridge Airport – W29

If you want to hone your SFRA skills, Bay Bridge (W29) is a great place to visit. Just outside the Eastern edge of the SFRA with a scenic landing adjacent to the Chesapeake Bay Bridge, this airport provides a memorable experience. There is a surprisingly good deli with sit-down dining attached to the BP station a short 50-yard walk from the tie-downs.





On final for 29 at Bay Bridge



The Bay Bridge

Allen C Perkinson Airport / Blackstone Army Airfield – KBKT

This airport is jointly owned by the United States Army and the Town of Blackstone. It is an extremely laid-back Class D. However, watch out for the restricted area covering most of the SE corner of the neighborhood. The military operations are mostly helicopters and drones so you will have the 5,333' x 150' runway to yourself and the opportunity to see lots of very large military helicopters.



Danville Regional Airport – KDAN

The largest small airport you will probably ever see. Class E with two runways 5,900' x 100' and 3,910 x 100', a brand new very large brick not official tower with someone manning the UNICOM. Gorgeous FBO and very little traffic. Apparently, the local college, Averett University, planned to have a program to train controllers. The town built the control tower, and the college was working with the FAA to get the curriculum started. Then COVID hit and everything stopped. The airport is so close to North Carolina that almost half of its magenta ring is in that state.



Hummel Field Airport – W75

The airport is located on the coast of the Rappahannock River and you will have a scenic view of the Chesapeake Bay. Check out the Hummel Memorial to give some context to your upcoming visit to beautiful Tangier Island.



On final for 19 at Hummel



The Hummel Memorial to Dr. Nichols

Lake County Regional Airport – W63

The airport is close to North Carolina and on the bank of the Roanoke River. The base leg gives a great look at the bridges going to Clarksville.



On base at Lake County



On final at Lake County

Tangier Island Airport – KTGI

I can't praise Tangier Island enough. It has everything you could want in a flying adventure. Just a 5-minute walk from the airport to the rustic town with no automobiles – the locals get around in go carts and ATVs. The town sports a truly outstanding restaurant and very friendly people. It takes some pre-flight planning since there is some non-continuous restricted airspace on the route and an over water flight. Right traffic on runway 02 and a \$10 landing fee on the honor system.



On final for 20 at Tangier



Tangier Island

Other Airports

Sadly other airports were not as interesting as the ones detailed above. Some were just ho-hum, while others, such as Smith Mountain Lake, were really disappointing. Smith Mountain Lake is a very scenic airport, but it really only caters to tourists staying in the cabins there and the property owners. They were not very friendly to transient pilots.



Smith Mountain Lake Airport – W91



Accomack County Airport – KMFV



Blue Ridge Airport – KMTV



Charlottesville-Albemarle Airport – KCHO



Lynchburg Regional Airport / Preston Glenn Field – KLYH



Roanoke-Blacksburg Regional Airport / Woodrum Field – KROA



Brunswick County Airport – KLVL



Mecklenburg-Brunswick Regional Airport – KLVL

A Death in the Keys

By Steve Beste

Many of you remember Tom Simmons who flew a Quicksilver at the Airpark and was active in the club for many years. In 2018 he retired to Key Largo to become a scuba instructor (his other hobby). Being also a screenwriter and author, he's now written a novel about that life, *A Death in the Keys*.

It's a murder mystery filled with colorful characters and a love story. (I can't believe that Tom's real life in Key Largo has this many interesting people, but perhaps I just need to move to Florida.) The heart of the book, though, is his portrait of scuba diving and the life of an instructor. That last is where the book intersects with our aviation life.



For instance, how many times have you heard this: the first thing in an emergency is to *fly the airplane*. Take charge. You'll recognize that imperative in this snippet from Tom's book where instructor Davey is teaching Larry to be a rescue diver.

* * *

"So, you get the diver back to the boat and another diver says, 'Hey, I'm his dive buddy. I'll take it from here.' What do you do?"

This caught Larry completely off-guard.

"Um... ask if he's a rescue diver, I guess."

"Nope. This is no time for a conversation."

"Well, if he seems very sure... if they have a relationship," Larry was stumbling.

"No time for that. You're in charge; you stay in charge," Davey said flatly.

"But... what do I tell his dive buddy?" Larry was really concerned.

"Don't get into a debate with him. Give him a job," Davey instructed.

"Not sure I understand."

"You be the dive buddy. I just brought your friend up the ladder."

"Okay, thanks, I'll take it from here. I'm his dive buddy."

"Great, get his dive gear, okay? It's right next to the swim platform."

“Okay, I got the gear, now I want to take over again.”

“Thanks, that was terrific. Check and make sure the gear is secure, okay?”

“Did that.”

“What’s your friend’s name?”

“Ah... I don’t know. *Bob!*”

“Is Bob here with his family? Is there anyone on shore waiting for him?”

Larry stopped and thought about what Davey was doing.

“Meanwhile, I’m continuing the rescue and I’m still in charge,” Davey instructed.

“Got it,” Larry acknowledged. “That’s really clever.”

“If the boat captain, the mate, or one of the instructors employed by the dive shop offers to take over, let them. But not one of the other guests. *Ever*. You don’t have time to assess their qualifications. It’s your rescue. You’re in charge.”

“Seems like I’m in charge an awful lot,” Larry demurred.

“The moment you’re not in charge, chaos will occur.”

* * *

Or as we say, *Fly the airplane* because if you don’t...

Support Tom and buy the book on [Amazon](#) for \$13.99.

Meeting Minutes

July 2021

Flying Club One Meeting

Saturday, July 10, 2021

Warrenton Airpark

Warrenton, VA

Call to Order

President Steve Beste called our meeting to order at 11:10 AM.

24 members and visitors

Selling of 50-50 tickets

35+ members and visitors, big turnout!

Special Meeting

Our July meeting was a change of format to concentrate on the big issue of the day; With the Airpark closed everyone was interested in the new rules and regulations pertaining to the **Warrenton Airpark** from its new owner, **Matt Christensen**.

Matt gave an overview of his ideas for developing the Airpark into an up-to-date airport with many improvements and new hangars. He also asked for input from the members.

We had an open discussion on everything from the best and safest traffic patterns for the big mix of aircraft hangared at and flying in and out of the Airpark, to the removal of many trees for better visibility and fewer obstacles. We talked about the different needs of the fixed wing GA, LSA, and UL aircraft compared to PPGs. Matt said he would take what we recommended into consideration going forward.

Matt's vision is to have his operation of the Airpark called the *The Flight Farm* and structured for flying safety and security where all hangared pilots and pilots who fly into and out of the Airpark are known and vetted members of *The Flight Farm*.

Matt is working on the new rules and regulations, plus a code of conduct agreement and waiver for all hangared at Warrenton Airpark. Matt said they will be out soon, but the Airpark is closed until then.

NOTE: More information and updates about the Airpark will go out to our membership (emails and on our website) as they are known.

None

50-50 Drawing

Winner ? Find out at the August meeting.

Adjourn

President, Steve Beste adjourned the meeting at 12:20 PM.

Cook Out

An old style German street vendor meal was prepared by **Helen** and **Jim Heidish**.

Submitted by **Jim Heidish**, *Secretary*

Service Providers

Recap our standing list of service providers:

- **PPG instructor and dealer:** Brian Goff, 703-963-7389
spin2329@gmail.com
<https://www.paraflightnc.com/>
- **Aircraft instructor - CFI:** Pete Bastien, 703-568-5778
- **Aircraft instructor - light sport and seaplane:** Chuck Tippet, 540-905-5091
- **Ultralight (Part 103) instruction:** Tom Richards' Grass Roots Flyers, 703-568-3607
- **Gyroplane Instructor:** Frank Noe, 443-253-7681
frankcanfly@yahoo.com
<http://www.gyromoj.com/>
- **Machinist:** Luther Taylor, 540-222-3927
- **Welder:** Luther Taylor, 540-222-3927
- **A&P mechanic/IA (not at Airpark):** JD Ingram, 513-388-6312
- **Light Sport Condition Inspections, Rotax Certified:** Tim Loehrke, 703-618-4005
- **A&P mechanic specializing in tube & fabric, based at CJR:** Air Klocker Aviation
(Abe Makely, Saverio Gambassi)
571-309-7023
airklockeraviation@gmail.com

For more information on instructors, see <http://www.flyingclub1.org/instructors/instructors.php>

Activities

Flying Club 1 Activities Schedule

Club meetings will be held on the second Saturday of every month. Warm weather meetings from April through October will be held at the Warrenton Airpark. Please see the schedule below for the location of other meetings and information on events. Changes in time or location will be posted in this newsletter and on the Club website.

Date	Activity	Location	Description
Saturday, August 14th, 11am	Fly-in, club meeting, and cookout	Outdoors at the Airpark	Club meeting, fly-in, and cookout at Warrenton Airpark
Saturday, September 11th, 11am	Fly-in, club meeting, and cookout	Outdoors at the Airpark	Club meeting, fly-in, and cookout at Warrenton Airpark
Saturday, October 9th, 11am	Fly-in, club meeting, and cookout	Outdoors at the Airpark	Club meeting, fly-in, and cookout at Warrenton Airpark
Saturday, October 23rd, 9am	Club 1 Color Run Fly-out	Meet at the Front Royal Airport for the run down to Luray	Club 1 Color Run Fly-out: Front Royal to Luray
Saturday, November 13th, 11am	Fly-in, club meeting, and cookout	Outdoors at the Airpark	Club meeting, fly-in, and cookout at Warrenton Airpark
Saturday, December 11th, 5pm-8pm	Holiday Party	Tom Richards' house at the Airpark	Monthly meeting and Holiday Party

Classifieds

Ads will be run twice and then dropped unless resubmitted, or renewed by telephone or e-mail. Please advise the editor: **Lucy Ooi** (Ooi.Lucy@gmail.com) when the ad is no longer needed.

Owner/Builder of Fisher Celebrity (biplane)

Looking for a Co-Owner

All wood construction, Grove one-piece spring-aluminum main gear
Powered by Rotec R2800, 7-cylinder radial engine, 100 horsepower

A tandem 2-place open cockpit biplane, cruises ~80 MPH
Qualifies as light sport

Construction site & hangar, Warrenton Airpark (7VG0)
Project is ~80% complete

Project includes Grove Gear, Rotec R2800, Instruments, Flying Wires and all other major components. Total value ~\$35,000

A current co-owner is offering his half of this beautiful project
(Entire aircraft sale – may be considered)

Call for additional info or to make an appointment to see this beautiful Taildragger!

Gil Coshland - (703) 618-3422

Asking \$17,500 for his co-ownership

Jim T. Hill - (703) 659-8336 (Co-owner)

Membership Dues Policy

The period of membership is the calendar year: January through December.

Renewals can be sent in starting in October for the upcoming year. Members who have not paid their dues by the end of February will be dropped effective March 1 and will not receive the newsletter or the membership roster.

Dues are \$20 per year. But if more than one family member is active in the club, then a family membership covering both of them can be had for \$25. Please:

- Make your check out to **Flying Club 1**

- Mail it to **Fabian Georges**

P.O. Box 5322

Springfield, VA 22150

- Include a copy of the membership application that's attached at the end of this newsletter (and is available on the club [website](#)). That's our way of keeping your contact information up to date.

MEMBERSHIP APPLICATION



New/Renewal: ☐ New ☐ Renewal

Type of membership: ☐ Individual ☐ Family (when more than one member of the family is active in the club)

Name(s): _____

Name To Go On Your Name Tag: _____

Street or PO Box: _____

City: _____ State: _____ Zip: _____

Telephone, Home: _____ Cell: _____ Work: _____

Spouse's Name: _____

Emergency Contact: Name: _____ Phone: _____

E-mail Address: _____

Aircraft Liability Insurance through: _____

Aircraft make and model: _____ N-Number (if any): _____

Pilot rating(s): _____

Club Activities or Services for Which You Volunteer: _____

Information from this application will be included in the club's membership roster which is distributed only to members.

Instructions:

1. Fill out the above form.
2. Enclose a check made out to **"Flying Club 1"**.
3. Send the form and check (\$20 individual, \$25 family) to:

Fabian Georges, Treasurer
P.O. Box #5322
Springfield, VA 22150

Flying Club 1 General Information

The Flying Club 1 is a nonprofit, recreational club dedicated to the sport of ultralight and light sport aircraft flying.

2021 CLUB OFFICERS AND DIRECTORS

President: Steve Beste 703-321-9110

Vice President: Allen Whatley 571-235-6978

Secretary: Jim Heidish 703-524-5265

Treasurer: Fabian Georges 571-282-3698

Director At Large: Pete Bastien 703-568-5778

Director At Large: Tim Loehrke 703-318-7896

Director At Large: Lucy Ooi 585-410-5573

2021 CLUB VOLUNTEER STAFF

Safety & Training: Tom Richards 703-568-3607

Membership: Fabian Georges 571-282-3698

Club Artist: Jim Heidish 703-524-5265

Newsletter Editor: Lucy Ooi (“Wee”)

Ooi.Lucy@gmail.com

Web Master: Steve Beste,

president@flyingclub1.org

A club is only as good as the members who volunteer to support its activities. The following listed activities with the club require mem-

ber support in varying amounts. Please indicate on your membership application the function(s) (can be more than one) you will support as a Club member. All active Club members are expected to participate. However, members who live some distance away and cannot attend meetings regularly may prefer to support functions associated with Club weekend activities.

ANNUAL DUES (Jan 1-Dec 31) \$20.00. Family membership (typically husband and wife): \$25.00. A spouse who wishes to participate will please complete a membership application form.

CLUB WEB SITE: <http://flyingclub1.org>

MEETINGS are monthly, year-round. See the web site for dates and places.

THE NEWSLETTER: The newsletter is published by email on the first of every month.

SUBMITTING ITEMS FOR THE NEWSLETTER Members and non-members are encouraged to submit items for this newsletter. Send submissions to Lucy Ooi at Ooi.Lucy@gmail.com at least one week prior to the end of the month.

If you are interested in joining the U.S. Ultralight National Organization go to their website for membership information at: www.usua.org

Likewise, if you are interested in joining the U.S. Powered Paragliding Association, the National PPG Organization, go to their website for membership information at: www.usppa.org