



Volume 20 – 03

www.FlyingClub1.org

March 2020



## The Privileged View

Steve Beste, President

**Website update.** Long-departed member Greg Palmer built the club website about 15 years ago. He was a professional programmer, so it was well-built for its day, but 15 years is forever in website design, both visibly and under the covers.

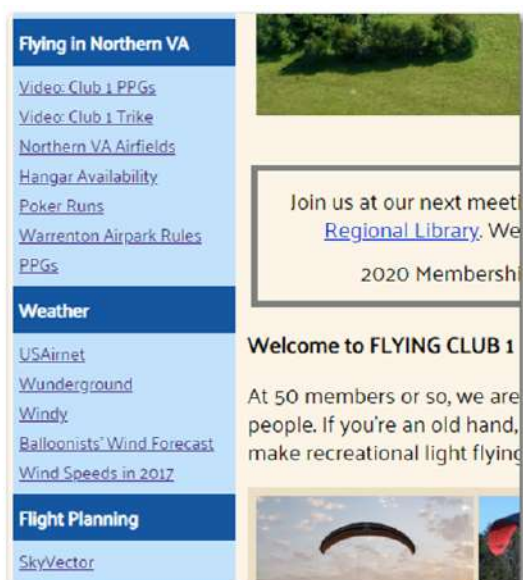
I'm the sorcerer's apprentice. My career was in databases, not websites, so I've maintained the site by pretty much copying whatever Greg did. Try something. Oops, it broke! Who knows why? Try something else. Whack-a-mole.

But I wanted to make some big changes. So I spent a month writing new content in PowerPoint, which I tested on a bunch of retirees. I then spent a month studying HTML and CSS so I could transfer the content to the website and update the code to current standards. Here's the result. I hope you like it. Visit <http://www.flyingclub1.org/>.

**Appearance.** The current fashion is for sans-serif fonts, so I switched to one. I chose Google's *Palanquin* as being both interesting and easier to read than the old Times Roman. The type is also slightly bigger.



Old



New

I changed the color palette to something not quite so warm, as you see above.

**Content.** Start with the purpose of the website. Aside from the next-meeting reminder box for members, I think the purpose is to entice newcomers into the sport. When people see that aerial picture of the Airpark with the shoes, I hope they say, “Ooooh, isn’t that beautiful! I wish that was me!” OK, but how? This is a tough sport to break into. It’s expensive and requires a *lot* of up-front training. You can buy a bicycle and start riding today. But you can’t buy an airplane and start flying today. (Well, you *can*, but not if you value your life.)

Then – right out of the gate – you have to choose what kind of aircraft to fly. GA? Part 103? Gyro? Trike? PPG? It’s confusing. I hope this new website will ease that confusion.

Here’s the new homepage – yellow bits added for illustration here. I particularly wanted to include that row of aircraft pictures. It goes a long way to showing what we’re about.

The screenshot shows the homepage of the Flying Club 1 in Northern Virginia. The layout includes a left sidebar with navigation links, a main content area with a large aerial photo of a trike, and a right sidebar with a map and a newsletter link. Yellow callout boxes are placed over various elements:

- How to get started**: Points to the "Getting Started" link in the sidebar.
- Those could be MY shoes!**: Points to the aerial photo of a trike.
- Show the possibilities – with links**: Points to the row of aircraft images (Powered Paraglider, PPG with trike, Trike, Gyroplane, Ultralight airplane, Light Sport airplane, General Aviation airplane).
- How to get started**: Points to the "How to Get Started" link in the sidebar.
- Make it personal - show a face**: Points to the photo of Steve Beste, the club president.

The website content includes:

- Welcome to Flying Club 1 in Northern Virginia**
- Our Organization**: Home, Events & Meetings, Members & their Aircraft, Join or Rejoin, Volunteer Sign-up Sheet, Contact Us.
- Getting Started**: How to Get Started, Sharpen Your Dream, Demo Flights, Instructors.
- Flying in Northern VA**: Video: Club 1 PPGs, Video: Club 1 Trike, Northern VA Airfields, Hangar Availability, Poker Runs, Warrenton Airpark Rules, PPGs.
- Weather**: USAirnet, Wunderground, Windy, Balloons: Wind Forecast, Wind Speeds in 2017.
- Flight Planning**: SkyVector, iFlightPlanner, AirNav (airports).
- Resources**: Instructors, Stories, Past Newsletters, Club 1 Br-Laws, Other Clubs, Other resources, Liability, Deceased members.
- Join us at our next meeting**: Saturday, March 14, 12:00pm at [Centreville Regional Library](#). We'll be meeting in the small meeting room. 2020 Membership renewals are due. [Get the form here](#).
- Welcome to FLYING CLUB 1 in Northern Virginia**: At 50 members or so, we are the center for powered light flying in Northern Virginia, USA. If you are new to light flying, this is the place to see real aircraft and talk to live people. If you're an old hand, this is the place to share your experience and promote safe flying. Either way, this is where you can plug into the local networks you need to make recreational light flying in Northern Virginia a part of your life. These are the kinds of aircraft we fly. Click on any of the pictures.
- We have regular monthly meetings year-round** – at [Centreville Regional Library](#) in the winter and at the [Warrenton Airpark](#) in the summer. Check the [Events](#) page to see exactly when. Visitors are always welcome.
- And if you're just starting out, click here:** [How to Get Started](#).
- Steve Beste, President**: [president@flyingclub1.org](#)
- Flying Club 1 is a non-profit hobbyist organization.** The club owns no aircraft and sells nothing. Annual dues are \$20. The club aims to promote safe light recreational flying by giving support, advice, and encouragement to everyone interested in the sport.


If you click on **How to Get Started**, you're taken to the next page that lays out the seven kinds of



aircraft available to you.

Unfortunately, each of the seven is a largely separate world, with its own capabilities, licensing requirements, instructors, and costs. So newcomers must choose.

To help with that, if you click on one of the seven pictures, you're taken to a page that shows the pros and cons of that aircraft type, plus some costs, considerations, and links.



### Our Organization

[Home](#)  
[Events & Meetings](#)  
[Members & their Aircraft](#)  
[Join or Renew](#)  
[Volunteer Sign-up Sheet](#)  
[Contact Us](#)

### Getting Started

[How to Get Started](#)  
[Sharpen Your Dream](#)  
[Demo Flights](#)  
[Instructors](#)

### Flying in Northern VA

[Video: Club 1 PPGs](#)  
[Video: Club 1 Trike](#)  
[Northern VA Airfields](#)  
[Hangar Availability](#)  
[Poker Runs](#)  
[Warrenton Airport Rules](#)  
[PPGs](#)

### Weather

[USAmet](#)  
[Wunderground](#)  
[Windy](#)  
[Ballpoint's Wind Forecast](#)  
[Wind Speeds in 2017](#)

### Flight Planning

[SkyVector](#)  
[Flight Planner](#)  
[AirNav \(airports\)](#)


### Resources

[Instructors](#)  
[Stories](#)  
[Past Newsletters](#)  
[Club 1 By-Laws](#)  
[Other Clubs](#)  
[Other resources](#)  
[Liability](#)  
[Deported members](#)

This website is supported by a gift in honor of Ed Lynch

Site maintained by  
Club 1 Member [Steve Beste](#)

## How to Get Started



Have you ever had the thought, "Life would be more fun if I could only fly like the birds"? Spoiler alert: it is.





But how do you get there? If you're just starting out, Club 1 is the place to figure that out and find the local resources you'll need.

Let me introduce you to the path so many have walked before you.

- 1. Sharpen your dream** of how sport flying can fit into your life given your interests, your spouse, your family, your job, and your budget. As they sang in *South Pacific*, "You gotta have a dream / if you don't have a dream / how you gonna have a dream come true?" Start by clicking on the pictures below. Or read the stories on our [Sharpen Your Dream](#) page.
- 2. Pick an aircraft type that interests you.** The seven pictures below show your choices. Each kind lets you do different things. But each requires different skills, different training, different instructors, and certainly different costs. Click on each picture and see what suits you.
- 3. Get a demo flight** in the type(s) that interest you. This is SO important! Paradoxically, the only way to ground your dream is to leave the ground and actually go flying. Go to the [Instructors](#) page to find someone to give you a demo flight.

## What You Can Fly

(Click on the pictures)

Airplane	Gyroplane	Trike	PPG
 <p>General Aviation (GA) <a href="#">GA rules explained</a></p>	 <p>Light Sport <a href="#">Light Sport rules explained</a></p>	 <p>Part 103 <a href="#">Part 103 rules explained</a></p>	


Each choice here is a different world as to:

- What you can do
- The skills you'll need
- The people you'll hang out with
- License requirements
- Instructors
- Cost

Or email me or call me. I'm always happy to share the adventure.

Steve Beste,  
President  
Flying Club 1  
703-321-9110  
[president@flyingclub1.org](mailto:president@flyingclub1.org)

Here's the page for Light Sport trikes.



**Our Organization**

[Home](#)  
[Events & Meetings](#)  
[Members & their Aircraft](#)  
[Join or Renew](#)  
[Volunteer Sign-up Sheet](#)  
[Contact Us](#)

**Getting Started**

[How to Get Started](#)  
[Sharpen Your Dream](#)  
[Demo Flights](#)  
[Instructors](#)

**Flying in Northern VA**

[Video: Club 1 PPGs](#)  
[Video: Club 1 Trike](#)  
[Northern VA Airfields](#)  
[Hangar Availability](#)  
[Poker Runs](#)  
[Warrenton Airpark Rules](#)  
[PPGs](#)

**Weather**

[USAirnet](#)  
[Wunderground](#)  
[Windy](#)  
[Balloonsists' Wind Forecast](#)  
[Wind Speeds in 2017](#)

**Flight Planning**

[SkyVector](#)  
[iFlightPlanner](#)  
[AirNav \(airports\)](#)

**Resources**

[Instructors](#)  
[Stories](#)  
[Past Newsletters](#)  
[Club 1 By-Laws](#)  
[Other Clubs](#)  
[Other resources](#)  
[Liability](#)  
[Departed members](#)




This website is supported by a gift in honor of [Ed Lynch](#)

Site maintained by Club 1 Member [Steve Beste](#)

## Light Sport Trikes

Pros	Cons
<ul style="list-style-type: none"> <li>• "The motorcycle of the air"</li> <li>• That out-in-the-wind experience</li> <li>• Unsurpassed visibility</li> <li>• Trailerable</li> <li>• Fast enough to go cross-country</li> <li>• Relatively inexpensive</li> </ul>	<ul style="list-style-type: none"> <li>• None for rent. You must own.</li> <li>• You must own to solo</li> <li>• Nearest instructor is in Amherst, 3 hours away</li> <li>• Require heated clothing in the winter</li> </ul>

**Sample Light Sport Trikes** (Click on the picture to go to their website.)

	Airborne 912 XT	Airtime Cygnet	Evolution Revolt
			
Purchase cost			
<ul style="list-style-type: none"> <li>• New</li> <li>• Used</li> </ul>	\$55,000 \$29,000+	\$80,000 \$20,000+	\$74,000 ?
Capabilities			
<ul style="list-style-type: none"> <li>• # of seats</li> <li>• Cruising speed</li> </ul>	2 75 mph	2 55 mph	2 80 mph
Training			
<ul style="list-style-type: none"> <li>• FAA license needed</li> <li>• Medical?</li> <li>• Training cost</li> <li>• Demo flight?</li> <li>• Nearest instructor</li> </ul>	Sport Pilot Driver's license \$5,000+ Amherst, VA Amherst, VA	Sport Pilot Driver's license \$5,000+ Ft. Walton Beach, FL Ft. Walton Beach, FL	Sport Pilot Driver's license \$5,000+ Florida Amherst, VA
Can I rent?			
<ul style="list-style-type: none"> <li>• During initial training</li> <li>• To solo</li> <li>• After license</li> </ul>	Yes No No	Yes No No	Yes No No
Where to store it			
<ul style="list-style-type: none"> <li>• Set-up time from trailer</li> </ul>	Hangar / trailer 30 - 80 min	Hangar / trailer 30 - 80 min	Hangar / trailer 30 - 80 min

Unfortunately, for insurance reasons, no trike instructor will let you solo in their trike. You must own your own trike to solo.

The setup time from a trailer varies enormously from trike to trike. It also depends on which wing you purchase.

For instruction and demo flights, see our [Instructors](#) page.

### Further Information

- **Videos**
  - [Video](#) Henry TrikeLife flying over Arches National Park. (5:37).
  - [Video](#) Henry TrikeLife flying a Rev ultralight trike in an Idaho morning. (4:23).
  - [Flying with the birds](#). French triker Christian "Birdman" Moulic flies with geese over Mont St. Michel. (4:19).
  - Also see the many trike videos at [Evolution Trikes](#)
- **Other Information**
  - Explore Paul Hamilton's extnsive [website](#). He's an instructor and prolific author operating out of Reno, NV.

Lastly, where can you get a demo flight and instruction. I talked to a *lot* of people running that to earth for each of the seven aircraft types. The result is on the Instructors page. Here's the top bit where it starts with PPGs.

Flying Club

**Our Organization**

[Home](#)

[Events & Meetings](#)

[Members & their Aircraft](#)

[Join or Renew](#)

[Volunteer Sign-up Sheet](#)

[Contact Us](#)

**Getting Started**

[How to Get Started](#)

[Sharpen Your Dream](#)

[Demo Flights](#)

[Instructors](#)

**Flying in Northern VA**

[Video: Club 1 PPGs](#)

[Video: Club 1 Trike](#)

[Northern VA Airfields](#)

[Hangar Availability](#)

[Poker Runs](#)

[Warrenton Airport Rules PPGs](#)

**Weather**

[US Airnet](#)

[Wunderground](#)

[Windy](#)

[Ballonists' Wind Forecast](#)

[Wind Speeds in 2017](#)

**Flight Planning**

[SkyVector](#)

[iFlight Planner](#)

[AirNav \(airports\)](#)

**Resources**

[Instructors](#)

[Stories](#)

[Past Newsletters](#)

[Club 1 By-Laws](#)

[Other Clubs](#)

[Other resources](#)

[Liability](#)

[Departed members](#)

This website is supported by a gift in honor of Ed Lynch

Site maintained by Club 1 Member [Steve Boste](#)

## Instructors

Instructors are your gateway into the sport. One of your first moves should be to go purchase a demo lesson. Find out if that kind of flying is for you. Expect to pay for the demo flight.


### Foot-launched Powered Paragliders (PPGs)

PPGs fly under Part 103 rules, so a license from the FAA is not required. The USPPA (the U.S. Powered Paragliding Association) has a [series of ratings](#) – PPG1, PPG2, – that serve the same purpose. To fly at most gatherings you'll need to have a PPG2 rating.

- Brian Goff**  
 Phone: 703-963-7389  
 Email: [spin2329@gmail.com](mailto:spin2329@gmail.com)  
 Website: [www.paraflytnc.com/](http://www.paraflytnc.com/)  
 Facebook: [Brian Goff](#)

Instructor Brian Goff teaches out of both the [Flying Circus](#) in Bealeton, Virginia, and [Shoestring Airport](#) south of York, Pennsylvania. He has a tandem rig and can give demonstration flights. He has his own business to promote PPGs: [ParaFlight, LLC](#).

Gives demonstration flights?	Yes
Gives instruction?	Yes
Can you train in his gear?	No
Can you solo in his gear?	No




Brian Goff

- Aviator PPG in Florida**  
 Website: [AviatorPPG.com/](http://AviatorPPG.com/)

For full-service PPG trike training, spend two weeks at AviatorPPG.com in Lake Wales, FL. They run the most professional school in the business. They also have affiliates who teach their way.

- 14 days required.
- 18-month waiting list
- Very thorough training
- U.S. Powered Paragliding Association PPG1 & PPG2 syllabus
- Both foot-launch and trike
- All gear rental included
- \$3,640. Food, housing, and travel not included
- 250lb weight maximum

Gives demonstration flights?	Yes
Gives instruction?	Yes
Can you train in their gear?	Yes
Can you solo in their gear?	Yes




Aviator PPG

### Powered Paraglider (PPG) with Trike

- Mark Barron**  
 Phone: 703-629-9606  
 Email: [mhbjeep@gmail.com](mailto:mhbjeep@gmail.com)

Gives demonstration flights?	Yes
Gives instruction?	No
Can you train in his gear?	n/a
Can you solo in his gear?	n/a



**Technical changes.** Our website is a hand-coded site (HTML and PHP). Nowadays, you wouldn't do it that way. You'd create a website using WordPress or SquareSpace. These are website-building tools that hide all that HTML code and make website construction relatively easy. In our case, we already have so much content that I didn't want to start over with some new technology. Plus, we avoid their annual fees and the risk that they'll go out of business.

That choice made, I couldn't have created these pages without updating the website to use CSS, cascading Style Sheets. It's been around for a decade and is used everywhere, but Greg's code pre-dates it. Fortunately, at this point they've worked out the bugs (no one is still trying to support the Netscape browser). And the online tutorials are superb. So I updated everything to use CSS, cleaned out the obsolete information and dead links, and voila. I'm still the sorcerer's apprentice. But at least I have the mop under control. I think.

I hope you like the site and that it continues to attract newcomers.

Fly safely,

Steve





## This Month's Fly-In Destinations

To encourage all of us to get in the air more, the following is a list of fly-ins I found within (about) 100 NM of the Warrenton Airpark which are occurring in the next month. Sources are: The [EAA Calendar of Events](#), [www.flyins.com](http://www.flyins.com), [www.socialflight.com](http://www.socialflight.com) and the [Virginia Department of Aviation Calendar of Events](#).

Date	Event Description	Location	Distance from 7VG0
Sat, Mar 14 / 8-10:30AM	EAA 518 Fly-in Drive-in Breakfast	Mifflin County Airport (KRVL)	121 NM
Sat, Mar 14	Bryce Resort Winterfest - see <a href="https://bryceresort.com">https://bryceresort.com</a>	Sky Bryce Airport (VG18)	47 NM
Sun, Mar 15 / 1-5PM	Run the Runway 5K and Aviation Fun Day	Shenandoah Valley Regional Airport (KSHD)	57 NM
Sat, Mar 21 / 9AM-1PM	Fly-in Farmers' Market in the Terminal	St. Mary's County Regional Airport (2W6)	62 NM
Sat, Mar 21 / 11AM-1PM	Twin County Airport Fly-in Lunch	Twin County Airport (KHLX)	183 NM
Sat, Mar 28 / 12-3PM	EAA 186 20th Annual Chili Cook-Off	Manassas Regional Airport (KHEF)	13 NM
Sat, Mar 28 / 8-10:30AM	EAA Chapter 339 and Forgotten Heroes Foundation Fly-in pancake breakfast	Hampton Roads Executive Airport (KPVG)	129 NM
Sun, Mar 29 / 8AM-12:30PM	EAA Chapter 426 Fly-in Drive-in Breakfast	Greater Cumberland Regional Airport (KCBE)	73 NM
Sat, Apr 4 / 7AM-12PM	SFQ Fly-In Social	Suffolk Executive Airport (KSFQ)	131 NM

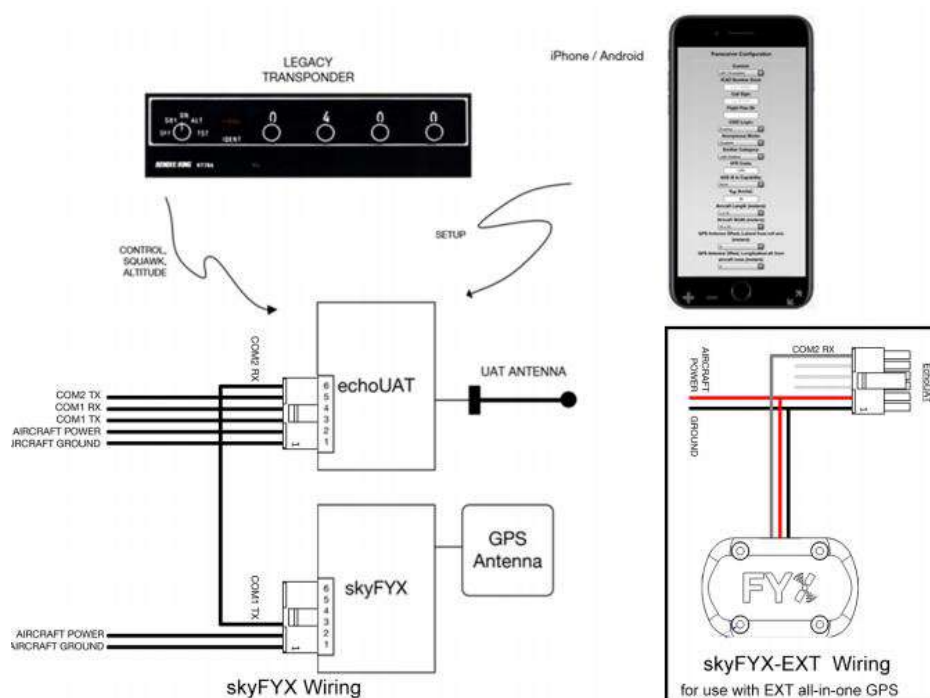
## Why and How I Installed ADS-B

*By Sean Roe*

In 2018 I purchased my Challenger 2 while living in Arizona. I lived inside the Mode C veil for Phoenix Sky Harbor so I thought it was important to have a transponder even though I wasn't required to have one because the Challenger's engine doesn't have a generator on it. I purchased a Garmin GTX327 and while I was rebuilding the panel I installed it.

As an aircraft owner I became aware of the ADS-B mandate and started my search for a product that would work in my aircraft. I looked at several different solutions including replacing my existing transponder with a Stratus ES, the Trig TT-22 and the Garmin GTX 335. I ended up going with the Uavionix EchoUAT with the SkyFYX-EXT external GPS. It was the least expensive solution with the smallest footprint as well as being the least invasive change. The way it works is that it listens for your existing transponder's signal and then through its own transmitter antenna, it transmits the ADS-B information at the same time.

The installation was fairly straight forward The setup only required power from the aircraft through a circuit breaker to the EchoUAT and the SkyFYX as shown below:




I did install a ground plane for the transmitter antenna below the aircraft as well as mounting the GPS antenna on top of the wing.

The unit is configured via an Android or IOS device application. Installation was fairly easy,



requiring an additional antenna on the bottom of the aircraft similar to the one below:



The actual unit is very small, about the size of a pack of playing cards. I installed mine in the aft section of my Challenger, above the fuel tank with the external GPS antenna mounted above it on the wing.



Once the unit is installed, it must be configured. This is done via the application on your Android/IOS device. The big thing that was required is the N number and the Mode S Code (base 16 / hex) for my aircraft. This can be retrieved on the [www.faa.gov](http://www.faa.gov) website. Once that info is plugged into the app as well as some other data you are all set to go flying with it. Once you have verified the unit is operating correctly you can fly an ADS-B performance flight and get an ADS-B performance report at <https://adsbperformance.faa.gov/PAPRRequest.aspx>. This will give you a report that will show all the critical data being transmitted from your aircraft. I had a discrepancy between my GPS altitude and my barometric altitude but it was not considered a major fault. I worked with Uavionix and they helped me remedy the issue.

That covered my ADS-B out requirements. For ADS-B in I am using the EchoUAT's ability to talk to an ifly 740b navigator display. This not only shows me navigation data (maps, weather, flight plans etcetera) it overlays aircraft near me as well.



Overall the system has been a non issue for installation and operation. It works well, was easy to setup and so far the operation has been flawless.

# Meeting Minutes

**February 2020**

## ***Flying Club One Meeting***

Saturday, February 8, 2020  
Centreville Regional Library  
Centreville, VA

### **Call to Order**

*President* **Steve Beste** called the meeting to order at 11:05 A.M.

8 members present.

### **CONNECTIONS**

#### **Visitors & New Members**

Motorcycle rider **Joe Cline** stopped by to get information about riding the airways with an ultralight or LSA. The members had many recommendations on how to proceed with everything from intro flights to training.

#### **Old Members**

**JJ Campbell** is our new Sport Pilot! He passed his check ride for LSA on January 21. The winter winds and soft fields are keeping most of the members grounded.

#### **Regular Reports**

*Secretary:* **Jim Heidish** reported that the January minutes were published in the February Club Newsletter and they were approved as published.

*Treasurer:* **Jim Birnbaum** reported that the January income was \$155.00, expenses were \$0.00 and check book balance is \$3150.07.

*President:* **Steve Beste** reported that he had an amusing political conversation with old member and past President **Len Alt**. He's retired and now lives in sunny Florida. Steve answered questions about his article in the February Newsletter on restricted airspace - specifically the Dahlgren restricted area on the lower Potomac River. It is a water firing range where the U.S. Navy tests weapons/guns.

*Membership Director:* **Jim Birnbaum** reported that we had a lot of membership renewals and have 53 members on the roster. As a reminder: paid-up members for this year are listed on the roster with (2020) after their name.

*Warrenton Airpark Owner:* **Tom Richards** - not at meeting.

#### **Old Business**

None

#### **New Business**

None

#### **Program**

**Steve Beste** showed a video about airspace regulation. It featured the airspace regulation for Ultralights and LSA, but a lot of it also applied to heavier aircraft.

#### **Adjourn**

*President,* **Steve Beste** adjourned the meeting at 12:15 P.M.

**Invitation to lunch** - As in the past month, some of the members were getting together for lunch at a local spot.

Submitted by **Jim Heidish**, *Secretary*



## Service Providers

Recap our standing list of service providers:

- **PPG instructor and dealer:** Brian Goff, 703-963-7389
- **Aircraft instructor - CFI:** Pete Bastien, 703-568-5778
- **Aircraft instructor - light sport and seaplane:** Chuck Tippet, 540-905-5091
- **Ultralight (Part 103) instruction:** Tom Richards' Grass Roots Flyers, 703-568-3607
- **Machinist:** Luther Taylor, 540-222-3927
- **Welder:** Luther Taylor, 540-222-3927
- **A&P mechanic/IA (not at Airpark):** JD Ingram, 513-388-6312
- **Light Sport Condition Inspections, Rotax Certified:** Tim Loehrke, 703-618-4005
- **Gyroplane Instructor:** Frank Noe, [frankcanfly@yahoo.com](mailto:frankcanfly@yahoo.com)

## Activities

### *Flying Club 1 Activities Schedule*

Club meetings will be held on the second Saturday of every month. Warm weather meetings from April through October will be held at the Warrenton Airpark. Please see the schedule below for the location of other meetings and information on events. Changes in time or location will be posted in this newsletter and on the Club website.

Date	Activity	Location
Sat, March 14th, 11 am	Conversation, club business meeting and program	<a href="#">Manassas Central Library</a>
Sat, April 11th, 11 am	Club meeting, fly-in and cookout at Warrenton Airpark	<a href="#">Airpark</a>
Sat, May 9th	Club meeting, fly-in and cookout at Warrenton Airpark	<a href="#">Airpark</a>
Sat, June 13th, 8:00 am	Poker Run	<a href="#">Airpark</a>
Sat, June 13th, 11:00 am	Club meeting, fly-in and cookout at Warrenton Airpark	<a href="#">Airpark</a>
Sat, July 11th, 11 am	Club meeting, fly-in and cookout at Warrenton Airpark	<a href="#">Airpark</a>
Sat, August 8th, 11 am	Memorial table, monthly meeting, fly-in and cookout at Warrenton Airpark	<a href="#">Airpark</a>
Sat, September 12th, 11 am	Club meeting, fly-in and cookout at Warrenton Airpark	<a href="#">Airpark</a>
Sat, October 10th, 11 am	Club meeting, fly-in and cookout at Warrenton Airpark	<a href="#">Airpark</a>
Sat, Oct/Nov TBD	Club 1 Color Run Fly-out	<a href="#">Airpark</a>
Sat, November 14th, 11 am	Conversation, club business meeting and program	<a href="#">Centreville Regional Library</a>
Sat, December 5th, 5 pm - 8 pm	Monthly meeting and Holiday Party	<a href="#">Airpark Club House</a>

## Classifieds

Ads will be run twice and then dropped unless resubmitted, or renewed by telephone or e-mail. Please advise the editor: **Lucy Ooi** ([Ooi.Lucy@gmail.com](mailto:Ooi.Lucy@gmail.com)) when the ad is no longer needed.

---

**'46 Taylorcraft for ½ interest sale. LIGHT SPORT.** TT airframe 1225 hr. Good fabric and clear glass. 12 gal main and two 6 gal wing tanks. Cruise at 95 burning 4 gph. Sensenich wood prop balanced with 350 hr. 65 hp Continental with 587 hr. Rebuilt Mags and new harness with less than 75 hr. Fresh annual and all ADs complied with. Hangared at Warrenton Airpark. \$7,000 for ½ interest or \$14,000 for all. Contact Bill Sullivan at 540-422-9175 or [wpsullivan99@gmail.com](mailto:wpsullivan99@gmail.com)

---

### **Owner/Builder of Fisher Celebrity (biplane)**

#### **Looking for a Co-Owner**

All wood construction, Grove one-piece spring-aluminum main gear  
Powered by Rotec R2800, 7-cylinder radial engine, 100 horsepower

A tandem 2-place open cockpit biplane, cruises ~80 MPH  
Qualifies as light sport

Construction site & hangar, Warrenton Airpark (7VG0)  
Project is ~80% complete

Project includes Grove Gear, Rotec R2800, Instruments, Flying Wires and all other major components. Total value ~\$35,000

A current co-owner is offering his half of this beautiful project  
(Entire aircraft sale – may be considered)

Call for additional info or to make an appointment to see this beautiful Taildragger!

Gil Coshland - (703) 618-3422  
Asking \$17,500 for his co-ownership

Jim T. Hill - (703) 659-8336 (Co-owner)

## Membership Dues Policy

The period of membership follows the calendar year - January through December. The renewal period starts on 1 October with regular dues at \$20.00 and family at \$25.00. Members who have not paid their dues by the end of February will be dropped effective 1 March and will not receive the Newsletter or Membership Roster. Please mail payments to Flying Club 1, 8570 King Carter Street, Manassas, VA 20110. Payment can also be made at the regular monthly meeting. Please include the Membership Application form with your payment. This will be used to ensure that our records are current. A copy of the membership application is attached and also printed at the end of the Newsletter.

Jim Birmbaum  
Flying Club 1  
Membership Director, Treasurer



## MEMBERSHIP APPLICATION



Type of membership: ☐ New, ☐ Renewal, ☐ Regular, ☐ Family membership

Name(s): \_\_\_\_\_

Name To Go On Your Name Tag: \_\_\_\_\_

Street or PO Box: \_\_\_\_\_

City: \_\_\_\_\_ State: \_\_\_\_\_ Zip: \_\_\_\_\_

Telephone, Home: \_\_\_\_\_ Cell: \_\_\_\_\_ Work: \_\_\_\_\_

Spouse's Name: \_\_\_\_\_

Emergency Contact: Name: \_\_\_\_\_ Phone: \_\_\_\_\_

E-mail Address: \_\_\_\_\_

Aircraft Liability Insurance through: \_\_\_\_\_

Aircraft make and model: \_\_\_\_\_ N-Number (if any): \_\_\_\_\_

Pilot rating(s): \_\_\_\_\_

Club Activities or Services for Which You Volunteer: \_\_\_\_\_

Information from this application will be in the club's membership roster which goes only to members.

### Instructions:

1. FILL OUT THE ABOVE FORM.
2. ENCLOSE A CHECK FOR \$20 (\$25 FOR A FAMILY) MADE OUT TO **“FLYING CLUB 1”**.
3. SEND THE FORM AND CHECK TO:  
Jim Birnbaum, Treasurer  
8570 King Carter Street  
Manassas, VA 20110-4888

To join the national USUA, go to <http://www.usua.org>

To join the national USPPA, go to <http://www.usppa.org>

## Flying Club 1 General Information

The Flying Club 1 is a nonprofit, recreational club dedicated to the sport of ultralight and light sport aircraft flying.

### 2020 CLUB OFFICERS AND DIRECTORS

President: Steve Beste 703-321-9110

Vice President: Allen Whatley 571-235-6978

Secretary: Jim Heidish 703-524-5265

Treasurer: Jim Birnbaum 703-361-7478

Director At Large: Pete Bastien 703-568-5778

Director At Large: Tim Loehrke 703-318-7896

Director At Large: Lucy Ooi 585-410-5573

### 2020 CLUB VOLUNTEER STAFF

Safety & Training: Tom Richards 703-568-3607

Membership: Jim Birnbaum 703-361-7478

Club Artist: Jim Heidish 703-524-5265

Newsletter Editor: Lucy Ooi (“Wee”)

[Ooi.Lucy@gmail.com](mailto:Ooi.Lucy@gmail.com)

Web Master: Steve Beste,

[president@flyingclub1.org](mailto:president@flyingclub1.org)

*A club is only as good as the members who volunteer to support its activities. The following listed activities with the club require mem-*

*ber support in varying amounts. Please indicate on your membership application the function(s) (can be more than one) you will support as a Club member. All active Club members are expected to participate. However, members who live some distance away and cannot attend meetings regularly may prefer to support functions associated with Club weekend activities.*

**ANNUAL DUES** (Jan 1-Dec 31) \$20.00. Family membership (typically husband and wife): \$25.00. A spouse who wishes to participate will please complete a membership application form.

**CLUB WEB SITE:** <http://flyingclub1.org>

**MEETINGS** are monthly, year-round. See the web site for dates and places.

**THE NEWSLETTER:** The newsletter is published by email on the first of every month.

**SUBMITTING ITEMS FOR THE NEWSLETTER** Members and non-members are encouraged to submit items for this newsletter. Send submissions to Lucy Ooi at [Ooi.Lucy@gmail.com](mailto:Ooi.Lucy@gmail.com) at least one week prior to the end of the month.

**If you are interested in joining the U.S. Ultralight National Organization go to their website for membership information at: [www.usua.org](http://www.usua.org)**

**Likewise, if you are interested in joining the U.S. Powered Paragliding Association, the National PPG Organization, go to their website for membership information at: [www.usppa.org](http://www.usppa.org)**